

New! SIDE-DEPOSIT SIDE-DOOR Litter Receptacles



New! SDC-36

DOOR HINGES

Composed of precision stainless-steel pivot pins and oil-impregnated bronze bushings for reliable all-weather durability year after year.

MATERIALS

Vertical steel bars 3/8 x 1 in. (9.5 x 25 mm).

POWDER COAT FINISH

Our TGIC powder-coating averages 8-10 mils (200-250 microns) thick and is applied in-house to ensure the highest level of quality. 12 standard colors. Custom colors available.

(5) ADJUSTABLE LEVELING FEET

Keeps receptacle level and bottom of frame off the surface. Prevents the bottom from scuffing and allows for easier cleaning under the receptacle.

SIDE DOOR

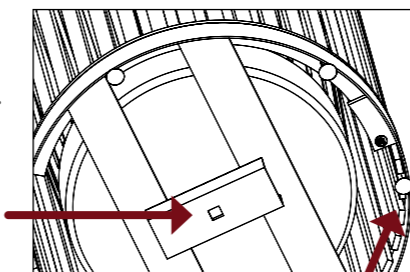
Provides easy access and utility (no heavy lifting of full liners).

LATCH OR KEYED LOCK

Standard latch closure or OPTIONAL patented keyed lock.

ANCHOR BOLT HOLE

Only one anchor bolt is required enabling quick and cost-effective installation.



Adjustable leveling feet.



New!
SDC-36


SDC-36 Side-Deposit Side-Door Litter Receptacle

Capacity: 36 gallons (136 liters). Standard convex riveted lid. Black plastic liner. Latch. Leveling feet.

Options: Keyed lock (US Patent 6,339,944 B1). Convex riveted lid with ashtray. Split plastic liner. Galvanized steel liner (with or without powder coat). Custom decals and plaques.

SDC-24 Side-Deposit Side-Door Litter Receptacle

Capacity: 24 gallons (90 liters) available (not shown).



SDC-36
width 24.625 in. (625 mm)
height 41.5 in. (1054 mm)

OVERALL DIMENSIONS.
Drawings not to scale.

New! SDC-36 with OPTIONAL ashtray.



NSDC-36 litter receptacle with **OPTIONAL** keyed lock.

DOOR HINGES

Composed of precision stainless-steel pivot pins and oil-impregnated bronze bushings for reliable all-weather durability year after year.

PLAQUES AND DECALS

Optional steel plaques in various sizes with custom printed decals with your logo or lettering for messages, advertising or memorials.

MATERIALS

Vertical steel bars 3/8 x 1 in. (9.5 x 25 mm).

POWDER COAT FINISH

Our TGIC powder-coating averages 8-10 mils (200-250 microns) thick and is applied in-house to ensure the highest level of quality. 12 standard colors. Custom colors available.

(5) ADJUSTABLE LEVELING FEET

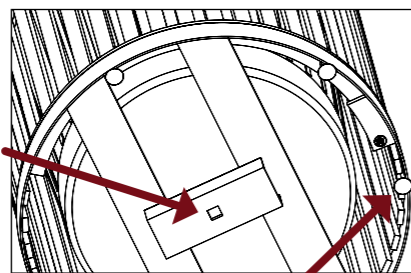
Keeps receptacle level and bottom of frame off the surface. Prevents the bottom from scuffing and allows for easier cleaning under the receptacle.

SIDE DOOR

Provides easy access and utility (no heavy lifting of full liners).

LATCH OR KEYED LOCK

Standard latch closure or **OPTIONAL** patented keyed lock.



ANCHOR BOLT HOLE
Only one anchor bolt is required enabling quick and cost-effective installation.

Adjustable leveling feet.



Latch in open position. Latch in closed position.

SIDE-DOOR Litter Receptacles

NSDC-36 Side-Door Litter Receptacle

US Patents D450,166 S; D476,455 S; D445,982 S; D476,454 S; Canada @98101; 96159; 98103; 96108.
Capacity: 36 gallons (136 liters). Standard convex riveted lid. Black plastic liner. Latch. Leveling feet.

Options: Keyed lock (US Patent 6,339,944 B1). Dome lid (with or without ashtray). Rain bonnet lid (with or without ashtray). Galvanized steel liner (with or without powder coat). Custom decals and plaques.

NSDC-24 Side-Door Litter Receptacle

Capacity: 24 gallons (90 liters). See NSDC-36 above for additional information.

NSDC-45 Side-Door Litter Receptacle

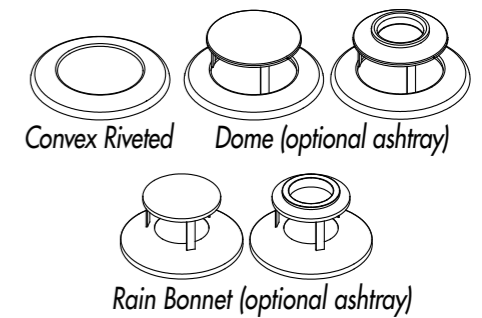
Capacity: 45 gallons (170 liters). See NSDC-36 above for additional information.

NSDC-20 Stand-Alone Ash Urn

Stainless-steel ashtray is 16-gauge solid stainless-steel with 2 in. (51 mm) depth and 10 in. (254 mm) diameter. Black plastic liner. Leveling feet.



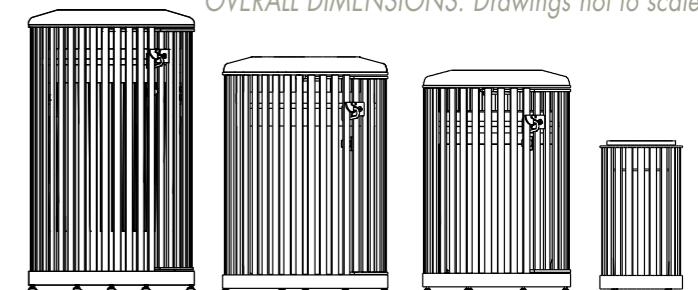
NSDC-36 side-door litter receptacle.



Lid drawings are close representations of actual lids. **OVERALL DIMENSIONS.** Drawings not to scale.



NSDC-20 ash urn with large 10 in. (254 mm) diameter, 2 in. (51 mm) depth, heavy-duty stainless-steel ashtray and black plastic liner.



	NSDC-45	NSDC-36	NSDC-24	NSDC-20
width	24.625 in. (625 mm)	24.625 in. (625 mm)	22 in. (559 mm)	12.25 in. (311 mm)
height	40.75 in. (1035 mm)	34.25 in. (870 mm)	32.25 in. (819 mm)	22 in. (559 mm)

STEELSITES™ SERIES *Add function and style to your site plan.*



A-36 side-door litter receptacle with **OPTIONAL** ashtray.

INTEGRAL CANOPY DOME LID Protects the receptacle from rain water collection while still allowing sanitary “no touch” use for the public. **OPTIONAL ASHTRAY** available.

MATERIALS 3/8 x 1 in. (9.5 x 25 mm) vertical steel bars.

STANDARD CAPACITIES 24, 36 and 45 gallons (90, 136 and 170 liters).

BLACK LINERS High-density plastic liners are formed on custom molds designed for us. Reinforced, ribbed and molded for durability, ease of use and greater capacity.

DOOR HINGES Composed of precision stainless-steel pivot pins and oil-impregnated bronze bushings for reliable all-weather durability year after year.

POWDER-COAT FINISH Our TGIC powder coating averages 8-10 mils (200-250 microns) thick and is applied in-house to ensure the highest level of quality. 12 standard colors. Custom colors available.

(5) ADJUSTABLE LEVELING FEET Keeps receptacle level and bottom of frame off the surface. Prevents the bottom from scuffing and allows for easier cleaning under the receptacle.

SIDE-DOOR LITTER RECEPTACLES

provide maintenance-free functionality with easy access and utility. We manufacture our side-door hinging mechanism with durability, dependability and longevity as primary concerns. These receptacles are available with latches or optional keyed locks.

A-36 Side-Door Litter Receptacle

US Patents D458,431 S; D454,238 S; D441,932 S; D452,760 S; D483,538 S; D487,177 S; D487,537 S; D487,538 S; Canada ©96040.

Capacity: 36 gallons (136 liters). Integral canopy dome lid. Black plastic liner. Latch. Leveling feet.

Options: Keyed lock (US Patent 6,339,944 B1). Canopy dome lid with ashtray. Galvanized steel liner (with or without powder coat). Custom decals and plaques.

A-24 Side-Door Litter Receptacle

Capacity: 24 gallons (90 liters). See A-36 above for additional information.

A-45 Side-Door Litter Receptacle

Capacity: 45 gallons (170 liters). See A-36 above for additional information.



▲ A-36 with standard lid and latch.



BK-8 bike rack.

BK-8 Bike Rack**

1/2 x 2 in. (12.7 x 50.8 mm) solid steel loop with 3 in. (76 mm) tire channel. Surface mount.

BK-8W Bike Rack**

Solid steel loop with 4 in. (102 mm) tire channel. Surface mount (not shown).

**US Patent D585,793 S; Canada ©126714; EC Reg. Des. 000961404; Mexico Reg. Des. 28182.




A-36 with standard black plastic liner, standard lid and **OPTIONAL** ashtray.



Integral Canopy (optional ashtray)

OVERALL DIMENSIONS. Drawings not to scale. Lid drawings are close representations of actual lids.



	A-45	A-36	A-24
width	24.5 in. (622 mm)	24.5 in. (622 mm)	22.125 in. (562 mm)
height	52.5 in. (1334 mm)	46 in. (1168 mm)	42.5 in. (1080 mm)